

# Children's Dyslexia Center of pper Wisconsin

616 Graham Ave. Eau Claire, WI 54701  
www.wicdc.org 715.598.4986

## **Children's Dyslexia Centers, Inc. MSLE INITIAL COURSE TRAINEE APPLICATION**

Page 1 of 4

Clinical Director/Associate Clinical Director Use: APPROVED \_\_\_\_\_  
APPROVAL DATE: \_\_\_\_\_

CENTER: \_\_\_\_\_

APPLICATION DATE: \_\_\_\_\_

Please complete the following information and attach copies of all required documentation.

Name \_\_\_\_\_

Home Address \_\_\_\_\_

City \_\_\_\_\_ State \_\_\_\_\_ Zip \_\_\_\_\_

Home Phone (\_\_\_\_) \_\_\_\_\_ Cell Phone (\_\_\_\_) \_\_\_\_\_ Business/Work (\_\_\_\_) \_\_\_\_\_

Email \_\_\_\_\_

Academic History (begin with highest degree)

Degree \_\_\_\_\_ Institution \_\_\_\_\_ Date \_\_\_\_\_ Major \_\_\_\_\_

Degree \_\_\_\_\_ Institution \_\_\_\_\_ Date \_\_\_\_\_ Major \_\_\_\_\_

Other Credits \_\_\_\_\_

Please submit a description of your multisensory training which includes the principal instructor, institution, address, dates, total hours, coursework hours, practicum hours and ages taught. Submit a copy of Certificates or other proof of completion.


Multisensory experience

Have you applied for or completed Initial Training at any other Children's Dyslexia Center?

Yes  No If yes, Center Location \_\_\_\_\_

**Children's Dyslexia Centers, Inc.**

**2017.1.18**

Children's Dyslexia Center  
of pper Wisconsin

616 Graham Ave. Eau Claire, WI 54701  
www.wicdc.org 715.598.4986

**MSLE INITIAL COURSE TRAINEE APPLICATION**  
**Page 2 of 4**

Prior addresses, if any, for the last 5 years and length of time at each address \_\_\_\_\_  
\_\_\_\_\_  
\_\_\_\_\_

Have you worked as an adult with children and youth groups?  YES  NO

If so, please list and describe \_\_\_\_\_  
\_\_\_\_\_

**Employment Profile**

Occupation \_\_\_\_\_

Name and address of current Employer \_\_\_\_\_  
\_\_\_\_\_

Length of Employment \_\_\_\_\_

If employed less than 5 years, previous employers, address and lengths of service with each \_\_\_\_\_  
\_\_\_\_\_  
\_\_\_\_\_

**Education Profile**

What is the highest grade you have completed? \_\_\_\_\_


Name and location of High School attended \_\_\_\_\_

Name and location of College attended \_\_\_\_\_

**Personal Profile**

Have you ever been convicted of any felony or misdemeanor offenses for any of the following:

- |                              |                             |  |
|------------------------------|-----------------------------|--|
| <input type="checkbox"/> YES | <input type="checkbox"/> NO | The possession, use or transfer of alcohol   |
| <input type="checkbox"/> YES | <input type="checkbox"/> NO | The possession, use or transfer of illegal drugs   |
| <input type="checkbox"/> YES | <input type="checkbox"/> NO | Crimes in which the victim or accomplice was a minor   |
| <input type="checkbox"/> YES | <input type="checkbox"/> NO | Activities in which you physically or sexually abused anyone, male or female, or condoned such abuse by others |
| <input type="checkbox"/> YES | <input type="checkbox"/> NO | Activities in which you were involved in the creation, possession, use or transfer of pornographic materials   |
| <input type="checkbox"/> YES | <input type="checkbox"/> NO | Any other offense not mentioned above  |

Children's Dyslexia Center  
of pper Wisconsin

616 Graham Ave. Eau Claire, WI 54701  
www.wicdc.org 715.598.4986

**MSLE INITIAL COURSE TRAINEE APPLICATION**  
*Page 3 of 4*

If YES to any of the above, list all such felony and misdemeanor convictions.

\_\_\_\_\_

Has any adverse action been taken by any organizations, schools, churches or day care centers against you while you were an employee or volunteer for such organization or entity?

YES  NO If YES, list and explain \_\_\_\_\_

\_\_\_\_\_

To the best of your knowledge and belief are there any facts or circumstances involving you or in your background that would call into question being entrusted with the supervision, guidance and care of young people?

YES  NO If YES, list and explain \_\_\_\_\_

\_\_\_\_\_

***NOTE: It is unlawful in Massachusetts to require or administer a lie detector as a condition of employment and an employer who violates this law is subject to criminal penalties and civil liabilities.***

***Reference Profile***

List three people who have known you for at least the last five years who we may contact if more information is needed about you:

Name \_\_\_\_\_ Relationship \_\_\_\_\_

Address \_\_\_\_\_ Phone (\_\_\_\_) \_\_\_\_\_

Name \_\_\_\_\_ Relationship \_\_\_\_\_


Address \_\_\_\_\_ Phone (\_\_\_\_) \_\_\_\_\_

Name \_\_\_\_\_ Relationship \_\_\_\_\_

Address \_\_\_\_\_ Phone (\_\_\_\_) \_\_\_\_\_

Comments \_\_\_\_\_

\_\_\_\_\_

Children's Dyslexia Center  
of pper Wisconsin

616 Graham Ave. Eau Claire, WI 54701  
www.wicdc.org 715.598.4986

**MSLE INITIAL COURSE TRAINEE APPLICATION**

*Page 4 of 4*

***Applicant's Certification and Statement***

I certify that the information given herein is true and complete to the best of my knowledge.

I authorize the investigation of all information given herein, including the investigation of all current and prior employment listed above, as may be necessary to arrive at an employment decision. I understand that this Application is not, and is not intended to be, a contract of employment and that any employment is strictly "at will."

I hereby release any party investigating the information provided by me in this Application, as well as any party providing information about my background, from any and all claims and damages in connection with the investigation or verification of such information. In the event of employment, I understand that false or misleading information given in this Application may result in my discharge.

I understand that parents/legal guardians of children currently enrolled at a Center may not participate in the training program until their children have completed the program.

I understand I must demonstrate mastery of the content and practical application of skills throughout the training course. The Center Director's syllabus and course outline will provide details of the standards for mastery/success throughout the training course. If I do not demonstrate the expected level of mastery, I understand I will be discontinued from the program.

I understand the Children's Dyslexia Center's materials are proprietary. My use of the Children's Dyslexia Center's materials is restricted to my personal use with students and does not extend to training of other teachers or colleagues. I will not copy or disseminate any of the materials associated with the program with the exception of reproducible portions I use in my personal instruction of students.

Signed \_\_\_\_\_ Date \_\_\_\_\_

Please submit the following documents with this application:

- Copy of diploma or transcript showing your Bachelor's Degree and/or Master's Degree date awarded.
- Two letters of recommendation dated within the last two years.
- Current resume
- List of conferences, workshops and courses attended
- List of presentations given